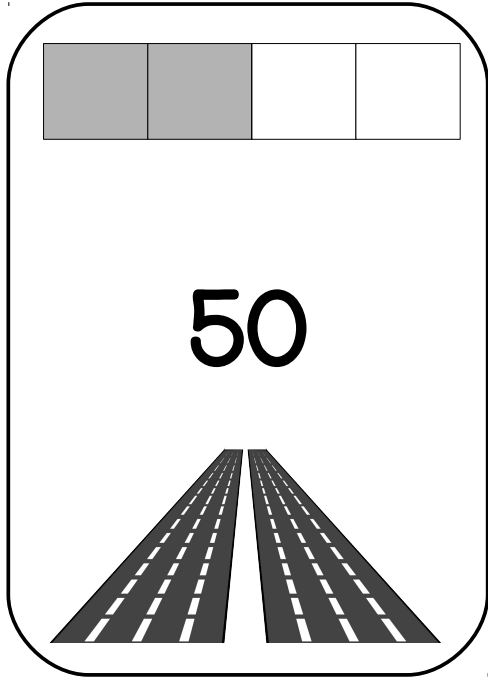


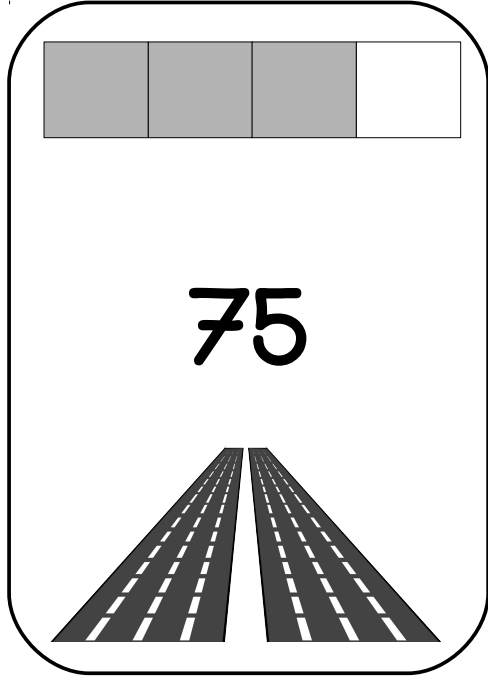
25

A speed limit sign with a rounded rectangular border. At the top, there is a horizontal bar divided into four equal segments; the leftmost segment is shaded gray, and the other three are white. Below the bar, the number '25' is centered in a large, bold, black font. At the bottom, there is a perspective drawing of a two-lane road with dashed white lines, receding into the distance.



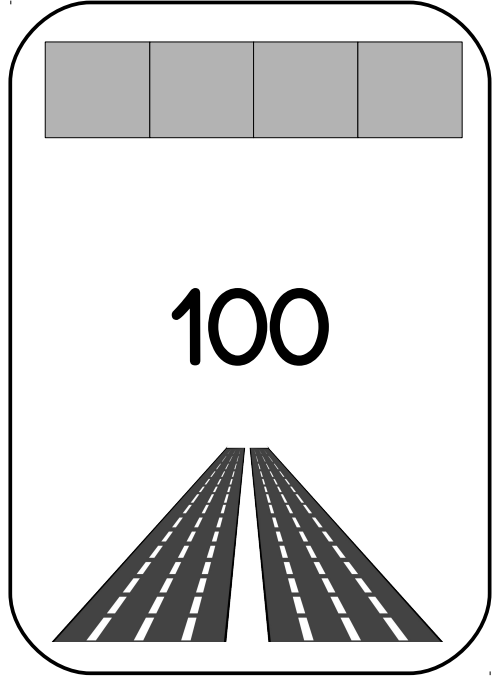
50

A speed limit sign with a rounded rectangular border. At the top, there is a horizontal bar divided into four equal segments; the first two segments from the left are shaded gray, and the other two are white. Below the bar, the number '50' is centered in a large, bold, black font. At the bottom, there is a perspective drawing of a two-lane road with dashed white lines, receding into the distance.



75

A speed limit sign with a rounded rectangular border. At the top, there is a horizontal bar divided into four equal segments; the first three segments from the left are shaded gray, and the last one is white. Below the bar, the number '75' is centered in a large, bold, black font. At the bottom, there is a perspective drawing of a two-lane road with dashed white lines, receding into the distance.



100

A speed limit sign with a rounded rectangular border. At the top, there is a horizontal bar divided into four equal segments; all four segments are shaded gray. Below the bar, the number '100' is centered in a large, bold, black font. At the bottom, there is a perspective drawing of a two-lane road with dashed white lines, receding into the distance.